



PRODUCT SHEET

NAOS 7240

72" X 40" X 25"



| | |
|----------------------------|----|
| THERMOMASSEUR® BATH | \$ |
| TUB | \$ |

| THERMOMASSEUR (TMU) | |
|---|----------|
| Jets | 40 |
| 1 heated backrest | included |
| MiaMulti® Control* | included |
| Geysair® | included |
| AromaCloud® | \$ |
| Illuzio Chromatherapy NEW | \$ |
| 2 nd heated backrest (advanced technology) | \$ |

| TUB (soaker) | |
|----------------------------------|-----------------------|
| AromaCloud® | \$ |
| Illuzio Chromatherapy NEW | \$ |
| WarmTouchShell® | \$ |
| DOT control | included with therapy |
| 2 nd WarmTouchShell® | \$ |

| FEATURES | | | |
|-------------------|--------------|--------------|----|
| Installation type | Freestanding | | |
| No. of bathers | | Imp. gallons | 49 |
| US gallons | 59 | | |

| OPTIONAL UPCHARGE APPLICABLE | |
|------------------------------|---------|
| COLOR | |
| Standard | |
| White | Biscuit |
| Optional | |
| Gray | \$ |

| TOWEL BARS | TUBE | TWIST |
|---|------|-------|
| Chrome | \$ | \$ |
| Brass | \$ | \$ |
| Brushed nickel, Polished nickel & Oil-rubbed bronze | \$ | \$ |
| Unplated | \$ | \$ |

| FOR AIR SUPPLY ONLY | |
|--------------------------------|----|
| Decorative pipe (1 1/2" x 6") | \$ |
| Decorative pipe (1 1/2" x 24") | \$ |
| Pipe concealer (3" x 5 1/4") | \$ |
| Elbow (45°) | \$ |
| Elbow (90°) | \$ |

| WASTE & OVERFLOW (EXPOSED) | D13 (BALNEO®) |
|---|---------------|
| Chrome | \$ |
| Brass | \$ |
| Brushed nickel, Polished nickel & Oil-rubbed bronze | \$ |
| Unplated | \$ |

*FOR TMU, CONTROL MUST BE WALL-MOUNTED. FAUCETS MUST BE FREESTANDING OR WALL-MOUNTED. DON'T FORGET TO INDICATE **FLAT OR ROLLED DECK**.

1 800 463.2187 info@bainultra.com | From 8 a.m. to 8 p.m. Monday to Thursday (EST)
From 8 a.m. to 5 p.m. on Friday (EST)

NAOS 7240 72" X 40" X 25"

ACCESSORIES (OPTIONAL)

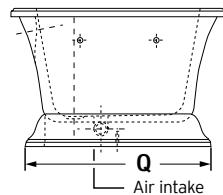
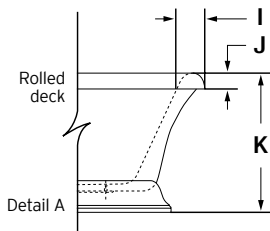
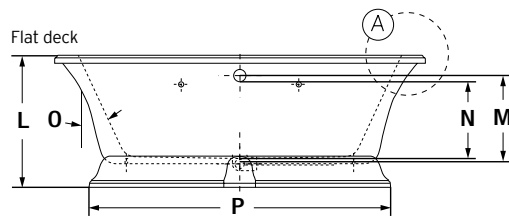
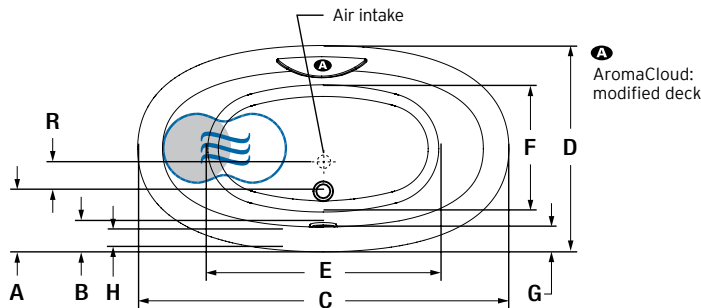
OTHERS

- There is a height difference for the rolled deck (see drawing Detail A).
- Faucets must be freestanding or wall-mounted.
- The turbine must be remotely installed.
- TMU: Control must be wall-mounted.
- TUB: Dot controls are located on either sides of the AromaCloud.

TOTAL PRICE

\$


FREESTANDING INSTALLATION



Available with flat or rolled deck.

| LETTER | DESCRIPTION | MEASURE |
|--------|---|---------|
| A | Outside edge to center waste | 11 3/4" |
| B | Outside edge to overflow | 4 3/8" |
| C | Total length | 72" |
| D | Total width | 40" |
| E | Bathing well length | 46 1/8" |
| F | Bathing well width | 24 7/8" |
| G | Deck width | 4 5/8" |
| H | Flat surface width | 3 3/8" |
| I | Rolled deck width | 5 5/8" |
| J | Height from bottom of lip to top deck | 2 1/2" |
| K | Height from bottom of tub to top deck | 26 3/4" |
| L | Height from bottom of tub to top deck | 25 3/4" |
| M | Height from waste to center of overflow | 16 5/8" |
| N | Maximum water level | 14 7/8" |
| O | Slope of backrest | 27° |
| P | Base length | 64 1/4" |
| Q | Base width | 35 3/8" |
| R | Distance from center air intake to center waste | 5" |

A AromaCloud position

● Heated backrest (TMU)
 WarmTouchShell position

TECHNICAL SPECIFICATIONS

| | |
|----------------------------------|--|
| Hot water supply required | Should be 70% of water capacity of tub or greater. |
| Turbine | Access to the pump must be at least 18" X 22". Standard connection is 20 A, 120 V, 60 hz, dedicated line with a Ground-Fault Circuit Interrupter (GFCI). For any additional option, a second line is needed 15 A, 120 V, 60 hz, dedicated line with a GFCI. Air vent necessary: 2" X 4" minimum |

Our products must be installed by certified professionals only and according to our Owner's Manual as well as federal, provincial/state and local building codes and regulations (www.bainultra.com/documentation/documentation).

The specifications shown indicate the outer edge dimension and the inside bathing capacity dimension measured at air jets' height. The manufacturer accepts a 1/4" [0,64 cm] variance. There are variations on each product and specifications are subject to change as we improve upon our product as required. The dimensions needed for site preparation and structure building will differ. BainUltra® assumes no responsibility for preparatory work done prior to the product being on site.

| | |
|--------------------------------|---------|
| Approx. shipping weight | 285 lbs |
| Turbine power | 550 W |
| Air heater | 600 W |

WARRANTY

| | |
|-----------------------|----------|
| Controls-LED-Geysair* | 5 years |
| Bath & turbine* | 20 years |

*Some restrictions apply | www.bainultra.com/warranty

